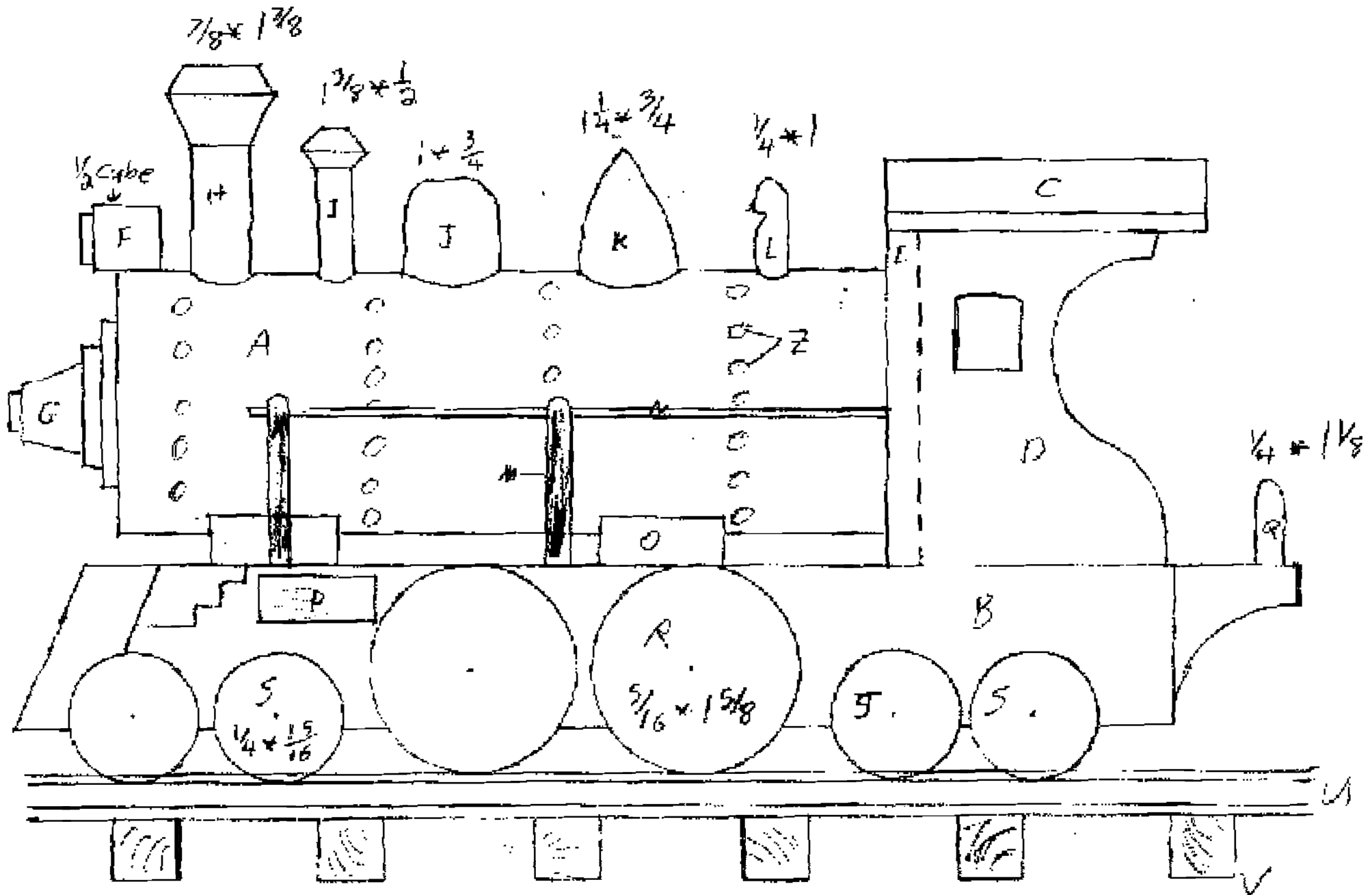
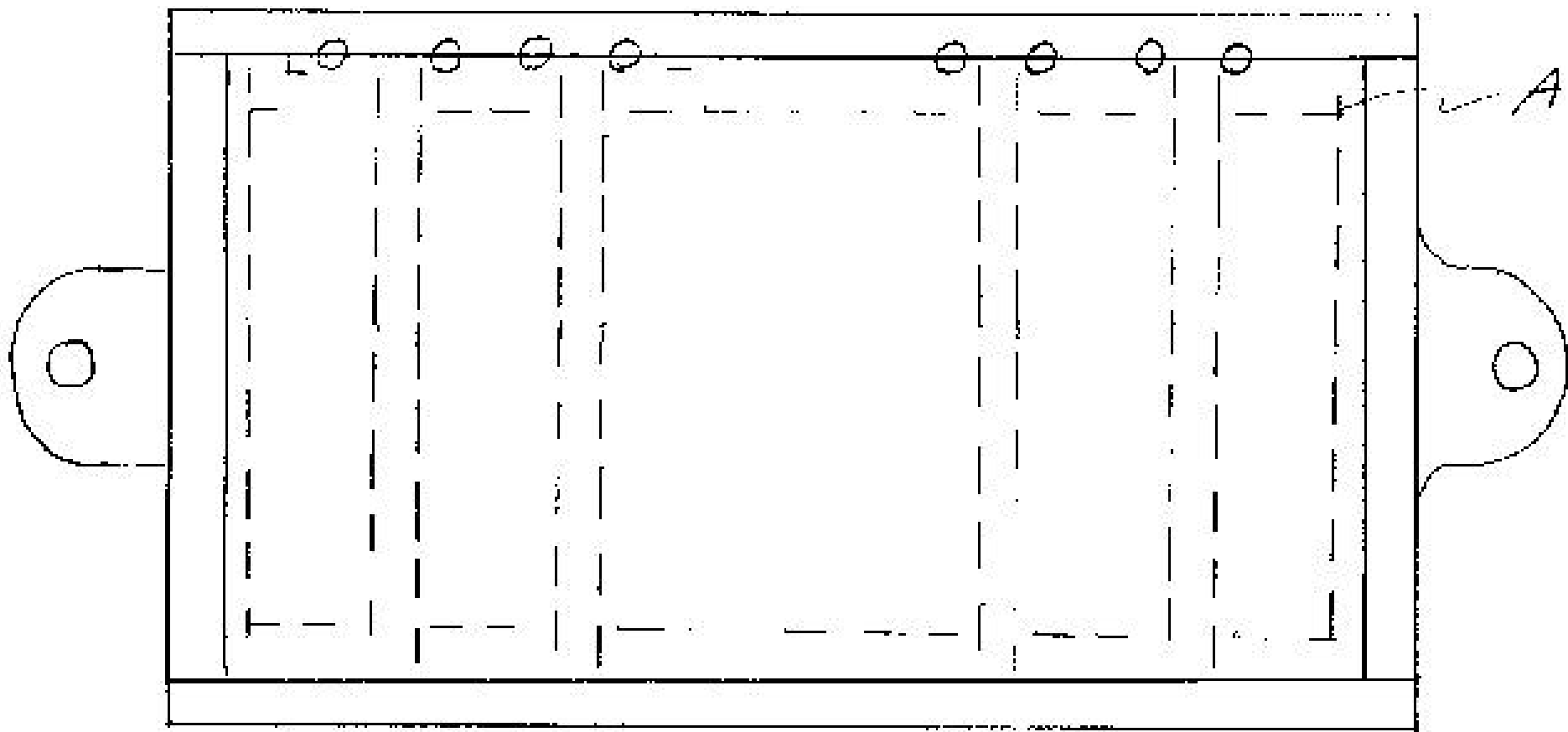
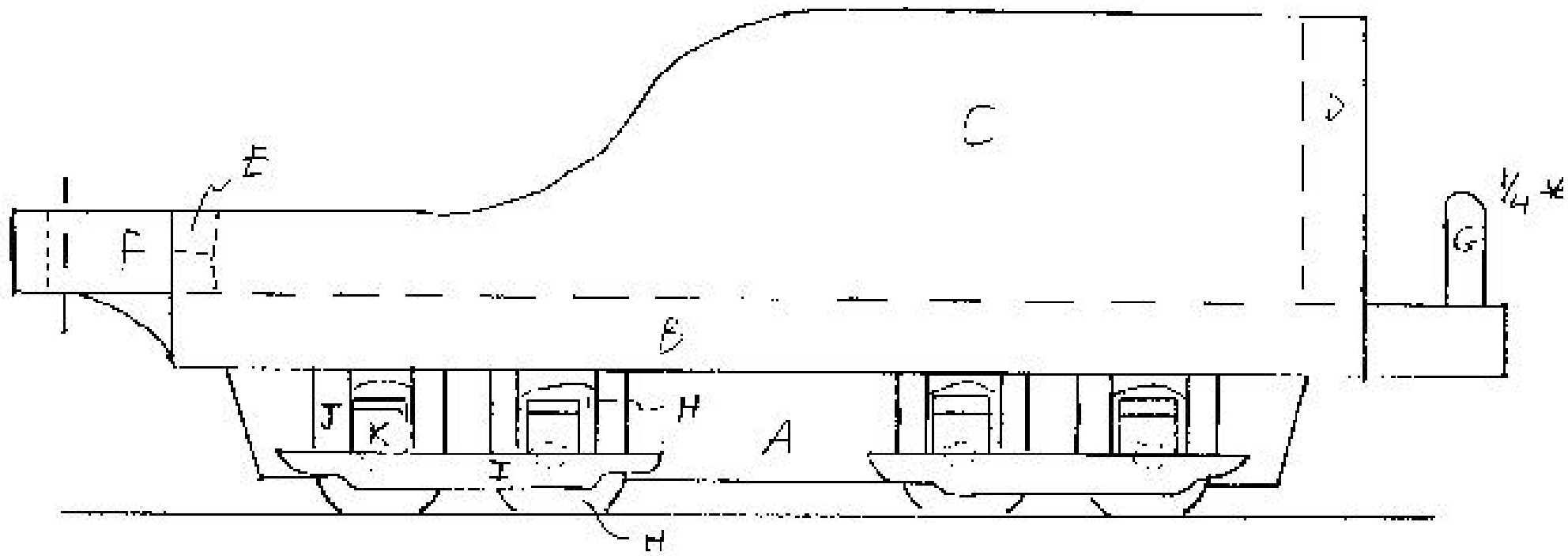


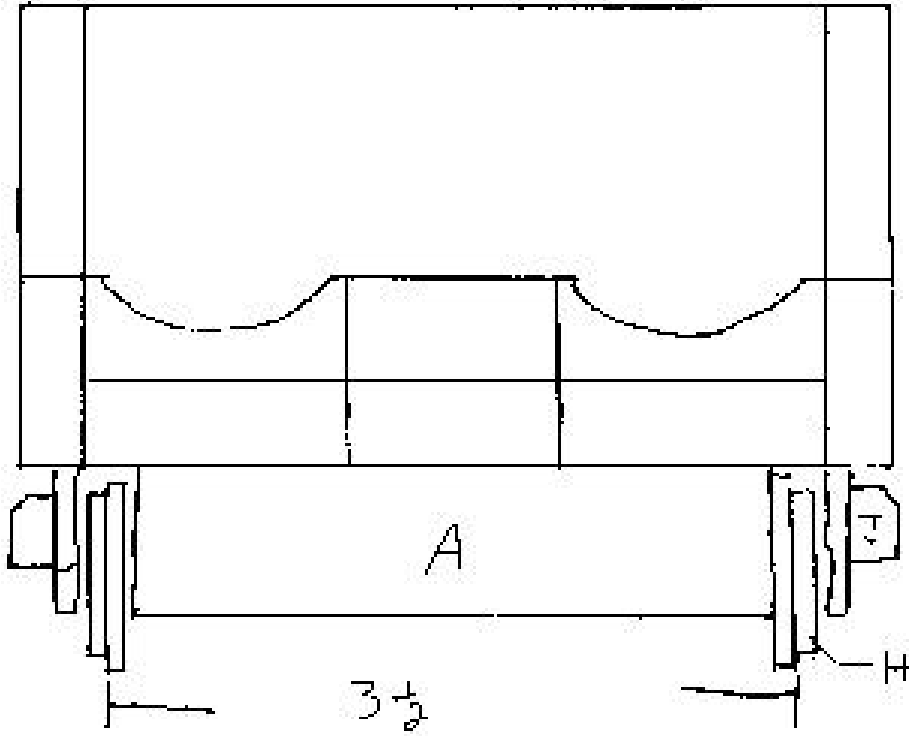
Parts for Engine

1	A	2 x 6-11/16	Black Walnut
1	B	3-1/4 x 10 x 1-1/4	Maple
1	C	3-1/2 x 2-1/2 x 9/16	Oak
2	D	2-1/8 x 2-5/8 x 5/16	Cherry
1	E	5/16 x 2-5/8 x 2-1/2	Cherry
4	M	3/16 x 1-5/8	Dowel
2	N	1/16 x 5-1/4	Dowel
2	O	3/8 x 1 x 1-1/2	Birch
2	P	1/2 x 7/8	Hickory
1	Q	1/4 x 1-1/8	Dowel
4	R	1-5/8 x 5/16	Black Walnut
8	S	15/16 x 1/4	Black Walnut
6	Axles	1/4"	Dowel
2	U	7/16 x 1/2 x 20	Redwood
12	V	1/2 x 1/2 x 5	Black Walnut
60	Z	3/16 Rivets - every 20 degrees	Dowel









Parts for Tender

1	A	3/4 x 3-1/4 x 7	Pine
1	B	1/2 x 3-7/8 x 8-3/4	Maple
2	C	5/16 x 2-3/8 x 7-3/4	Cherry
1	D	5/16 x 1-7/8 x 3-7/8	Cherry
1	E	5/16 x 1/2 x 3-7/8	Cherry
1	F	1 x 1-1/4 x 1-3/16	Oak
8	H	1/2 x 15/16	Black Walnut
4	I	1/8 x 1/4 x 2-1/2	Hickory
16	J	1/2 x 3/16	Dowel
8	K	3/8 cube	Maple
4	Axles	1/4"	